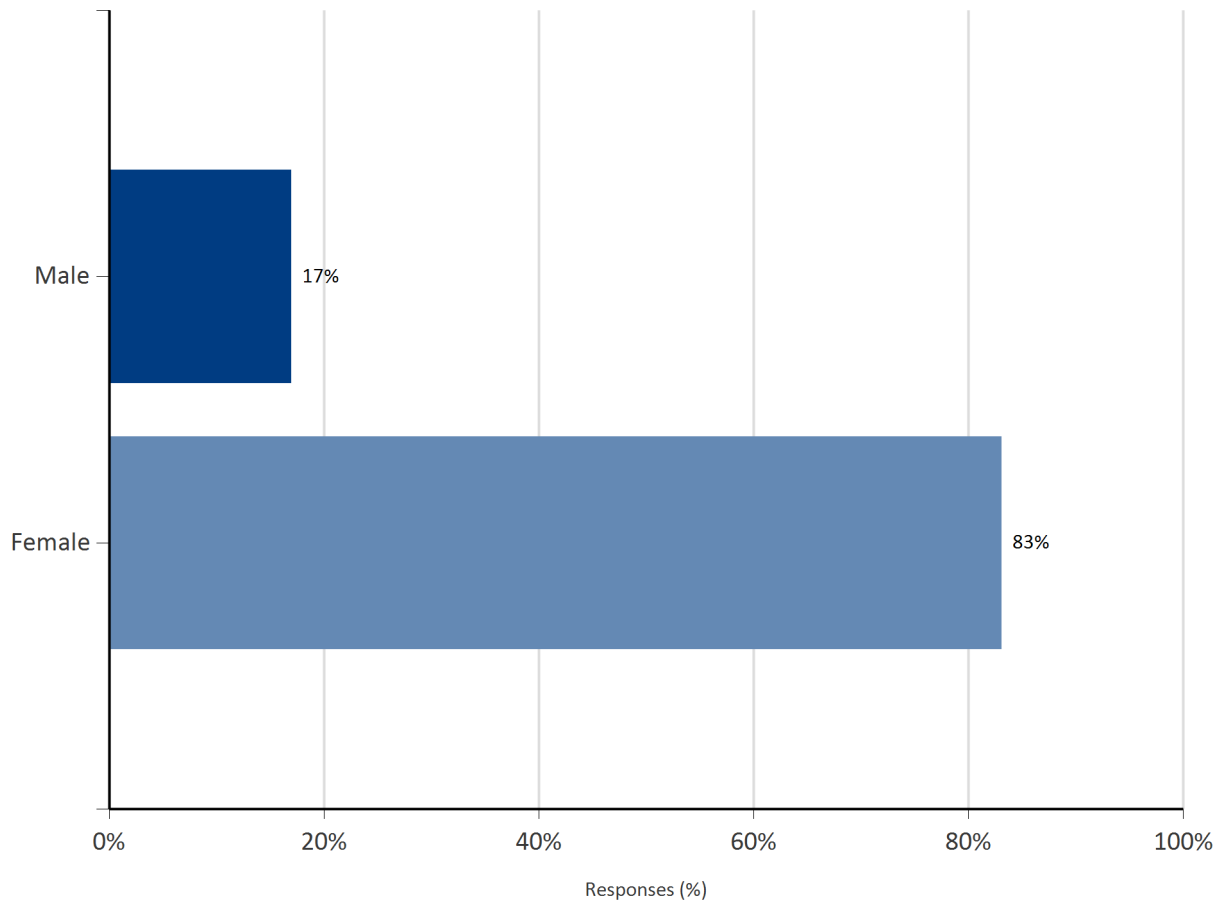


School Survey

Overview

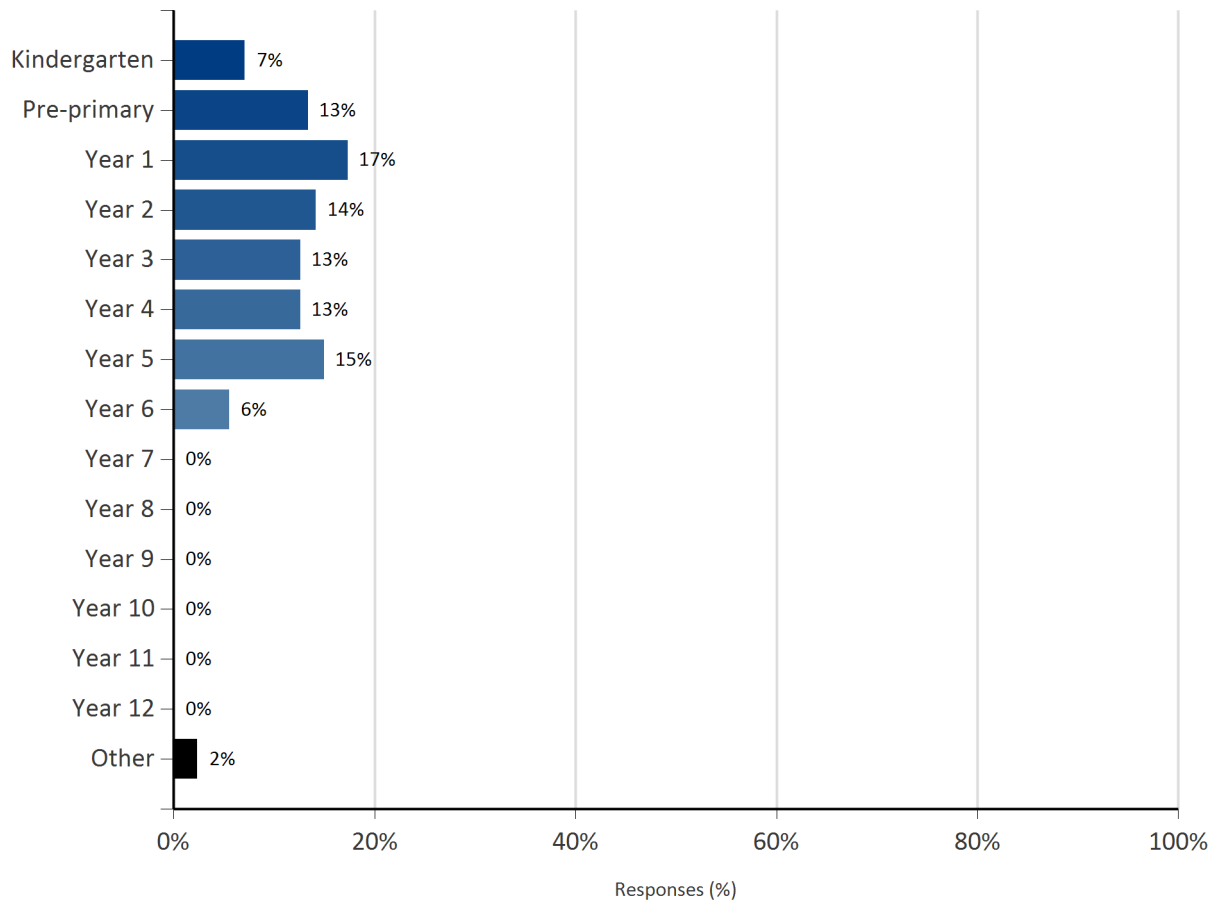
Survey title	Bannister Creek Primary School - 2016 Parent/Carer Survey
Report title	Distribution - single
Organisation name	Bannister Creek Primary School
Generation time & date	12:40PM - 31 May 2016
Generated by	Lynnette Macauley
Distribution name	Bannister Creek Primary School - 2016 Parent/Carer Survey - 10/05/2016 4:25 PM
School year	2016
Num of online responses	126
Num of manual responses	1

1 . Are you male or female?



	Male		Female	
	Num	%	Num	%
Number	21	17%	103	83%

2 . What is the Year level of the child you are considering when you answer this survey?



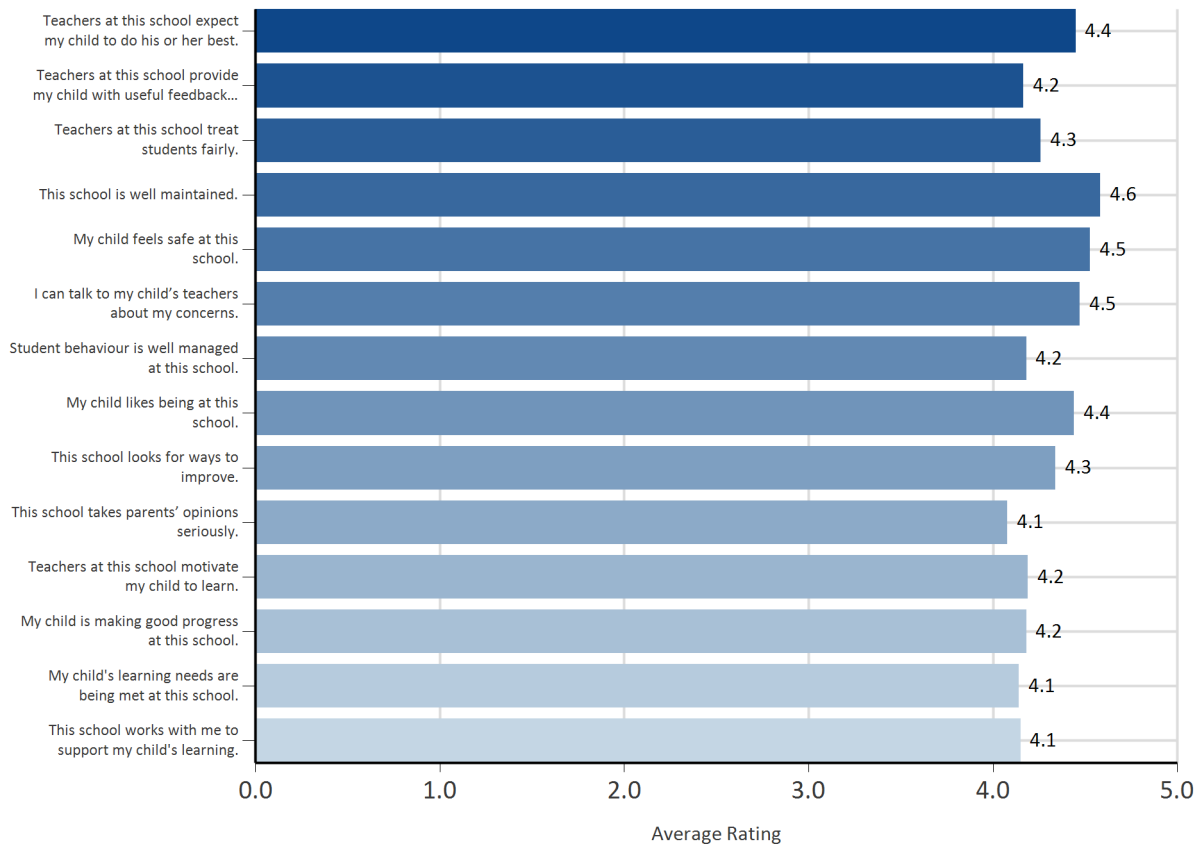
	Kindergarten		Pre-primary		Year 1		Year 2		Year 3		Year 4		Year 5	
	Num	%	Num	%	Num	%	Num	%	Num	%	Num	%	Num	%
Number	9	7%	17	13%	22	17%	18	14%	16	13%	16	13%	19	15%

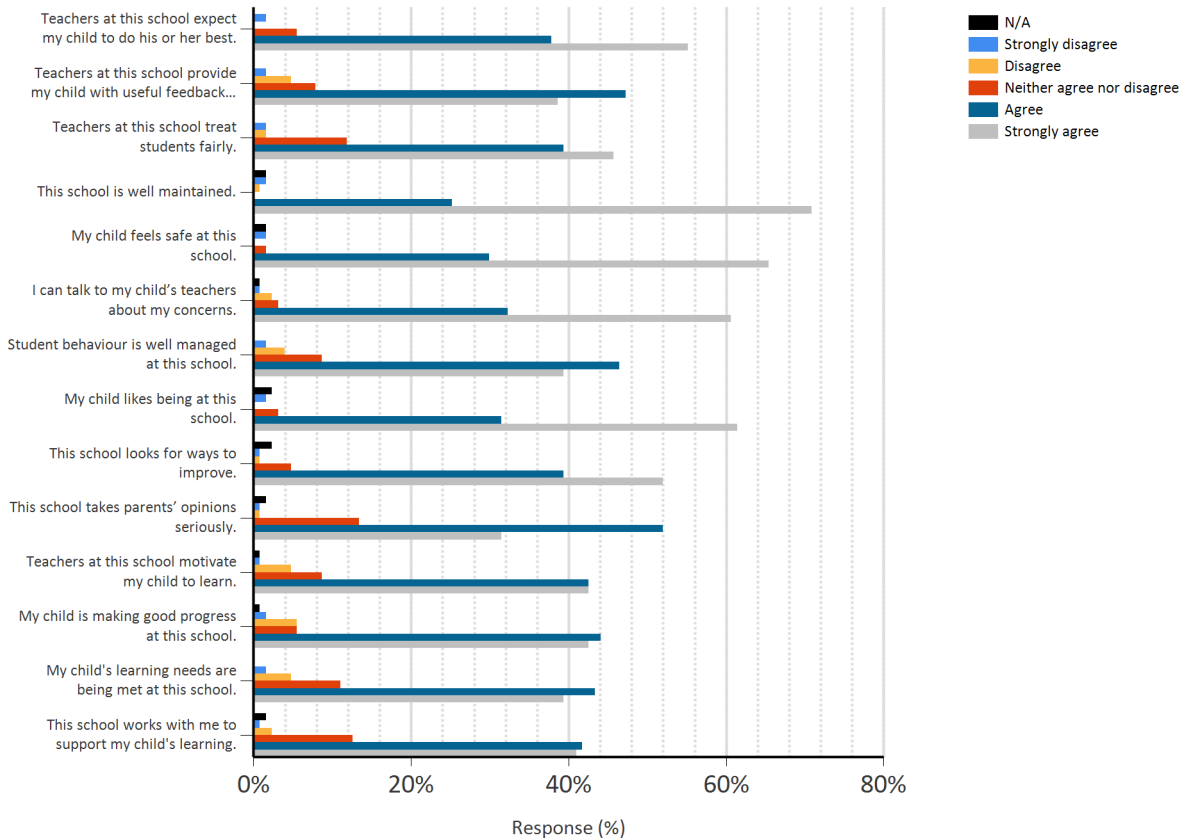
	Year 6		Year 7		Year 8		Year 9		Year 10		Year 11		Year 12	
	Num	%	Num	%	Num	%	Num	%	Num	%	Num	%	Num	%
Number	7	6%	-	-	-	-	-	-	-	-	-	-	-	-

	Other	
	Num	%
Number	3	2%

3 . Please rate the items below

Rating	Score
Strongly agree	5
Agree	4
Neither agree nor disagree	3
Disagree	2
Strongly disagree	1
N/A	Null





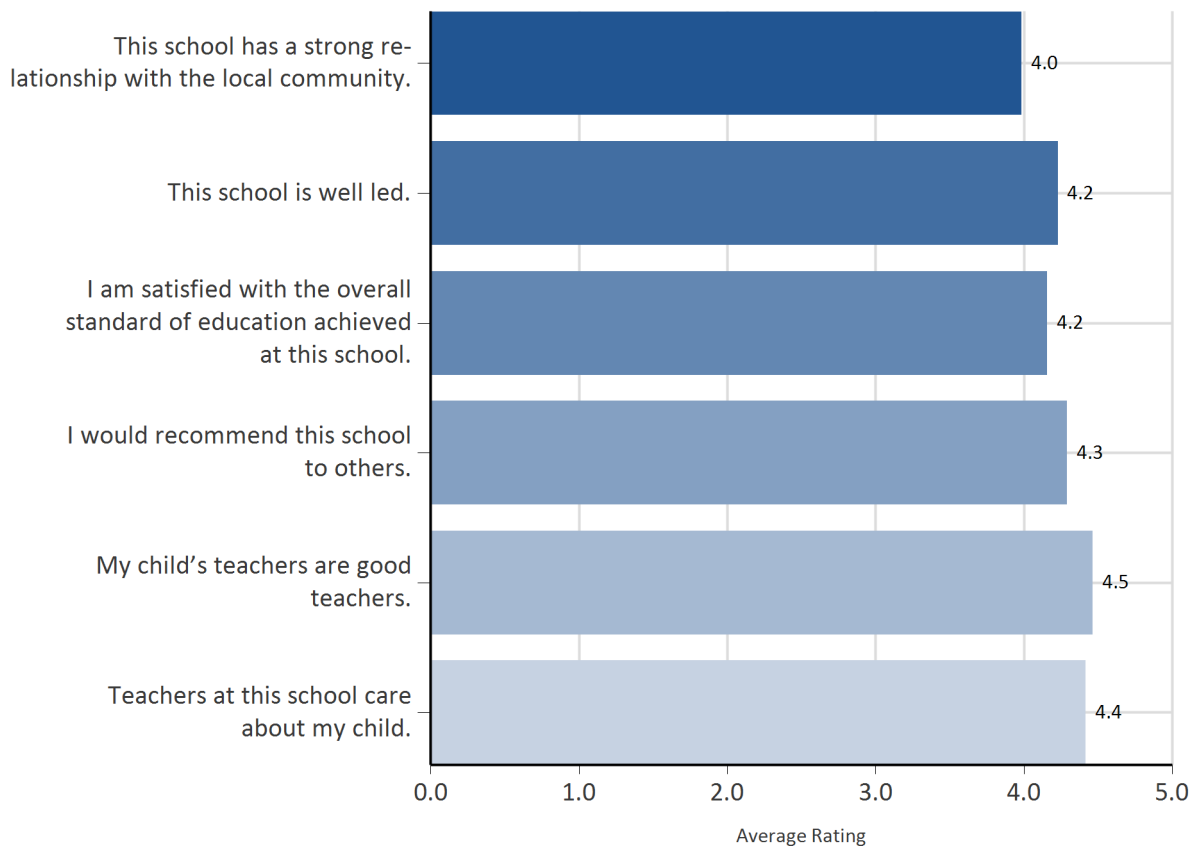
	N/A		Strongly disagree		Disagree		Neither agree nor disagree		Agree		Strongly agree	
	Num	%	Num	%	Num	%	Num	%	Num	%	Num	%
Teachers at this school expect my child to do his or her best.	-	-	2	2%	-	-	7	6%	48	38%	70	55%
Teachers at this school provide my child with useful feedback about his or her school work.	-	-	2	2%	6	5%	10	8%	60	47%	49	39%
Teachers at this school treat students fairly.	-	-	2	2%	2	2%	15	12%	50	39%	58	46%
This school is well maintained.	2	2%	2	2%	1	1%	-	-	32	25%	90	71%
My child feels safe at this school.	2	2%	2	2%	-	-	2	2%	38	30%	83	65%
I can talk to my child's teachers about my concerns.	1	1%	1	1%	3	2%	4	3%	41	32%	77	61%
Student behaviour is well managed at this school.	-	-	2	2%	5	4%	11	9%	59	46%	50	39%
My child likes being at this school.	3	2%	2	2%	-	-	4	3%	40	31%	78	61%
This school looks for ways to improve.	3	2%	1	1%	1	1%	6	5%	50	39%	66	52%
This school takes parents' opinions seriously.	2	2%	1	1%	1	1%	17	13%	66	52%	40	31%
Teachers at this school motivate my child to learn.	1	1%	1	1%	6	5%	11	9%	54	43%	54	43%

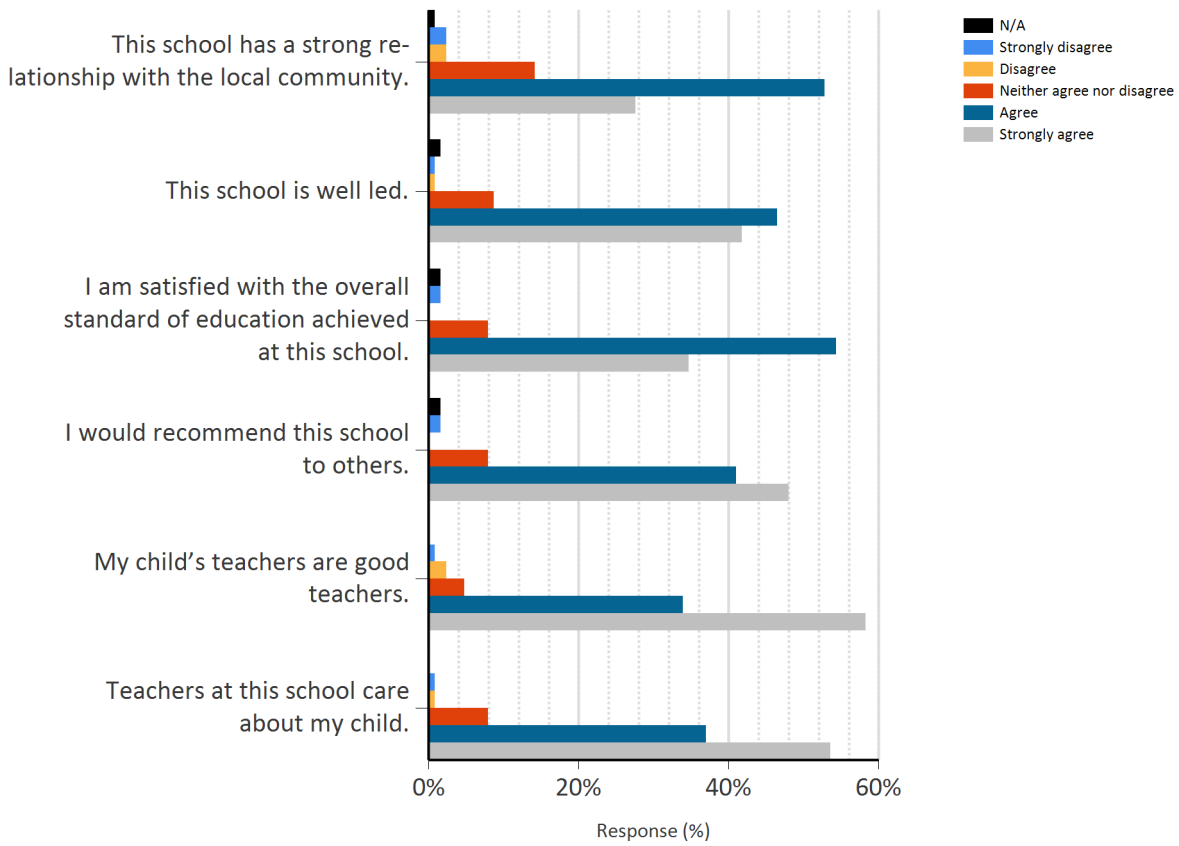
Bannister Creek Primary School - 2016 Parent/Carer Survey

My child is making good progress at this school.	1	1%	2	2%	7	6%	7	6%	56	44%	54	43%
My child's learning needs are being met at this school.	-	-	2	2%	6	5%	14	11%	55	43%	50	39%
This school works with me to support my child's learning.	2	2%	1	1%	3	2%	16	13%	53	42%	52	41%

4 . Please rate the items below.

Rating	Score
Strongly agree	5
Agree	4
Neither agree nor disagree	3
Disagree	2
Strongly disagree	1
N/A	Null





	N/A		Strongly disagree		Disagree		Neither agree nor disagree		Agree		Strongly agree	
	Num	%	Num	%	Num	%	Num	%	Num	%	Num	%
This school has a strong relationship with the local community.	1	1%	3	2%	3	2%	18	14%	67	53%	35	28%
This school is well led.	2	2%	1	1%	1	1%	11	9%	59	46%	53	42%
I am satisfied with the overall standard of education achieved at this school.	2	2%	2	2%	-	-	10	8%	69	54%	44	35%
I would recommend this school to others.	2	2%	2	2%	-	-	10	8%	52	41%	61	48%
My child's teachers are good teachers.	-	-	1	1%	3	2%	6	5%	43	34%	74	58%
Teachers at this school care about my child.	-	-	1	1%	1	1%	10	8%	47	37%	68	54%

5 . The aspects I most like about the school are:

Comments do not display in this report type. Use a detailed report to view respondent open text responses.

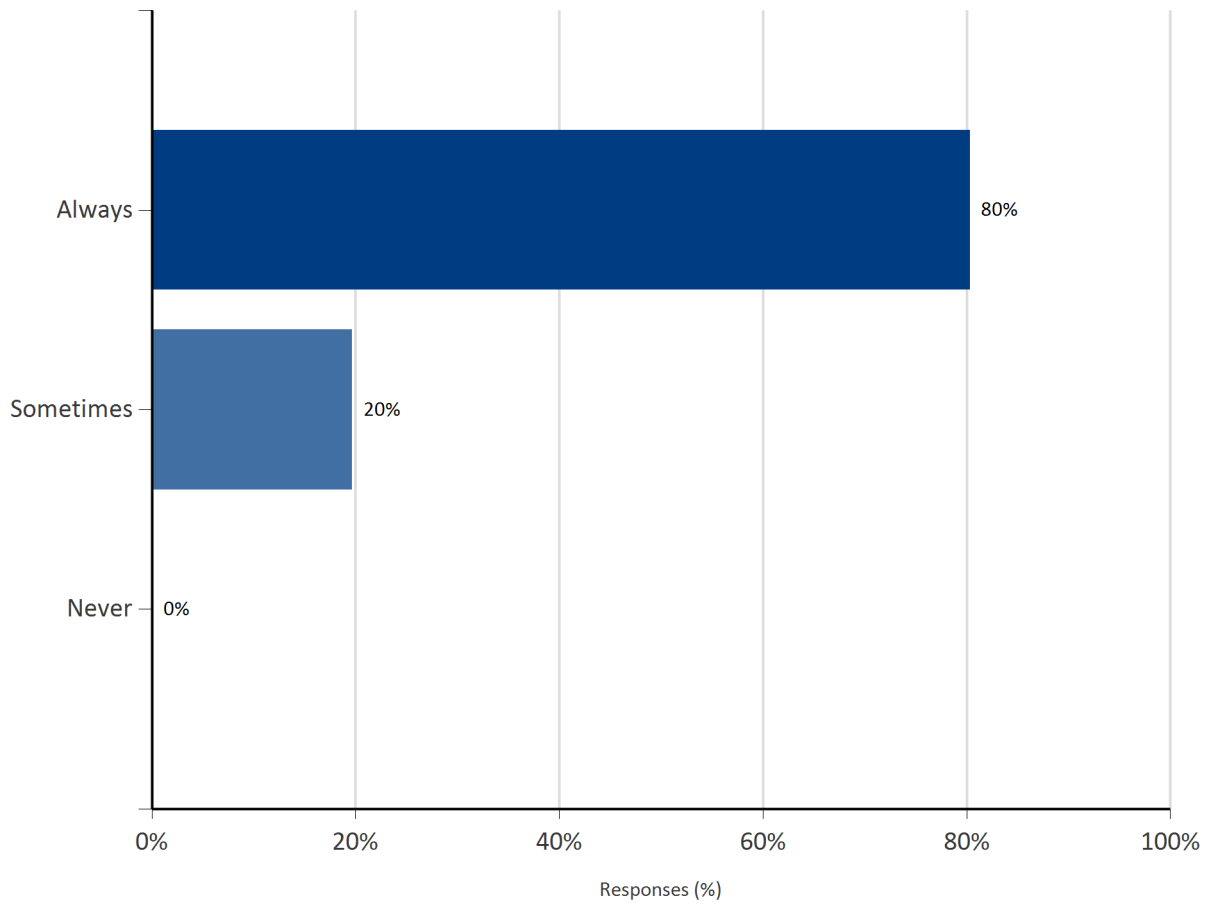
6 . The aspects I would like to see this school improve are:

Comments do not display in this report type. Use a detailed report to view respondent open text responses.

7 . To better inform you about our programs and initiatives what Parent Information Sessions could the school provide?

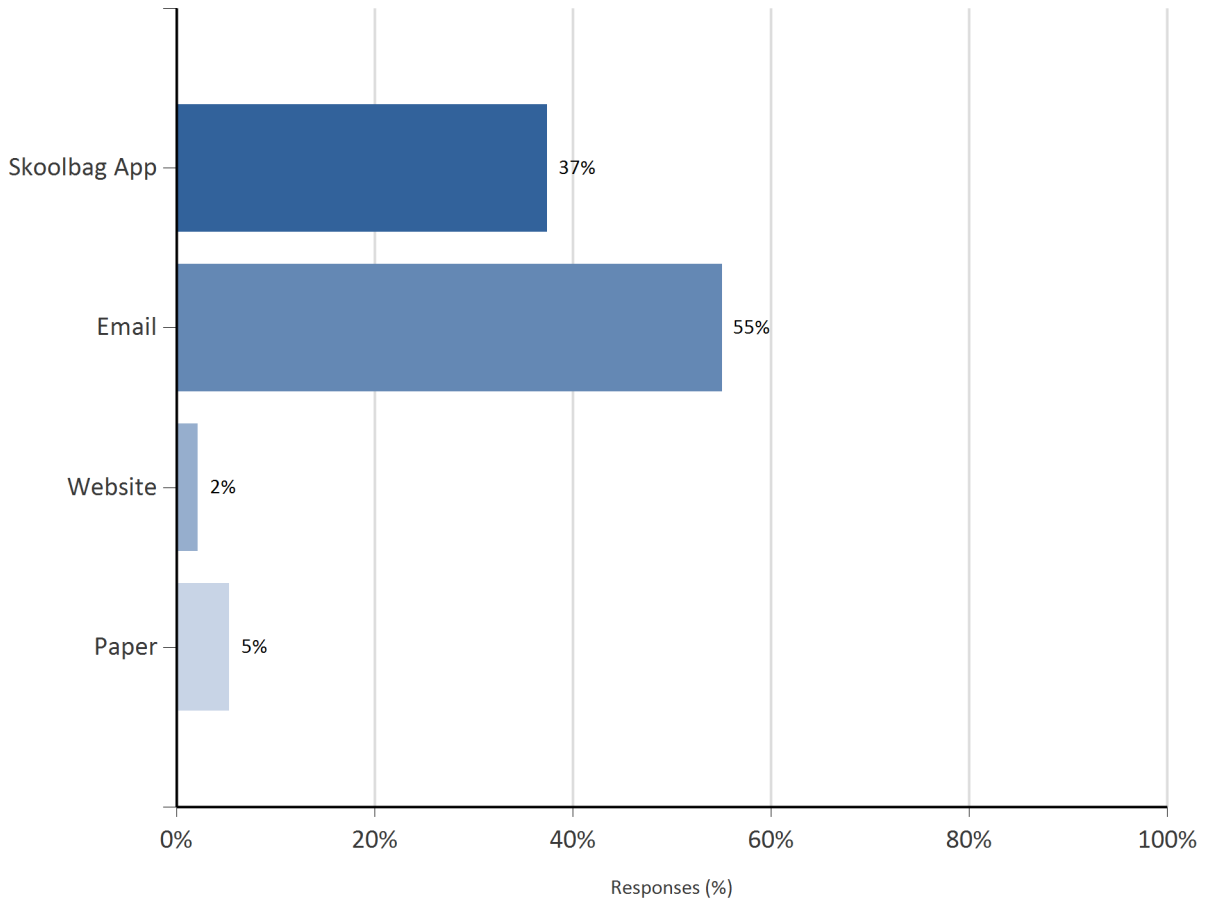
Comments do not display in this report type. Use a detailed report to view respondent open text responses.

8 . Do you read the newsletter?



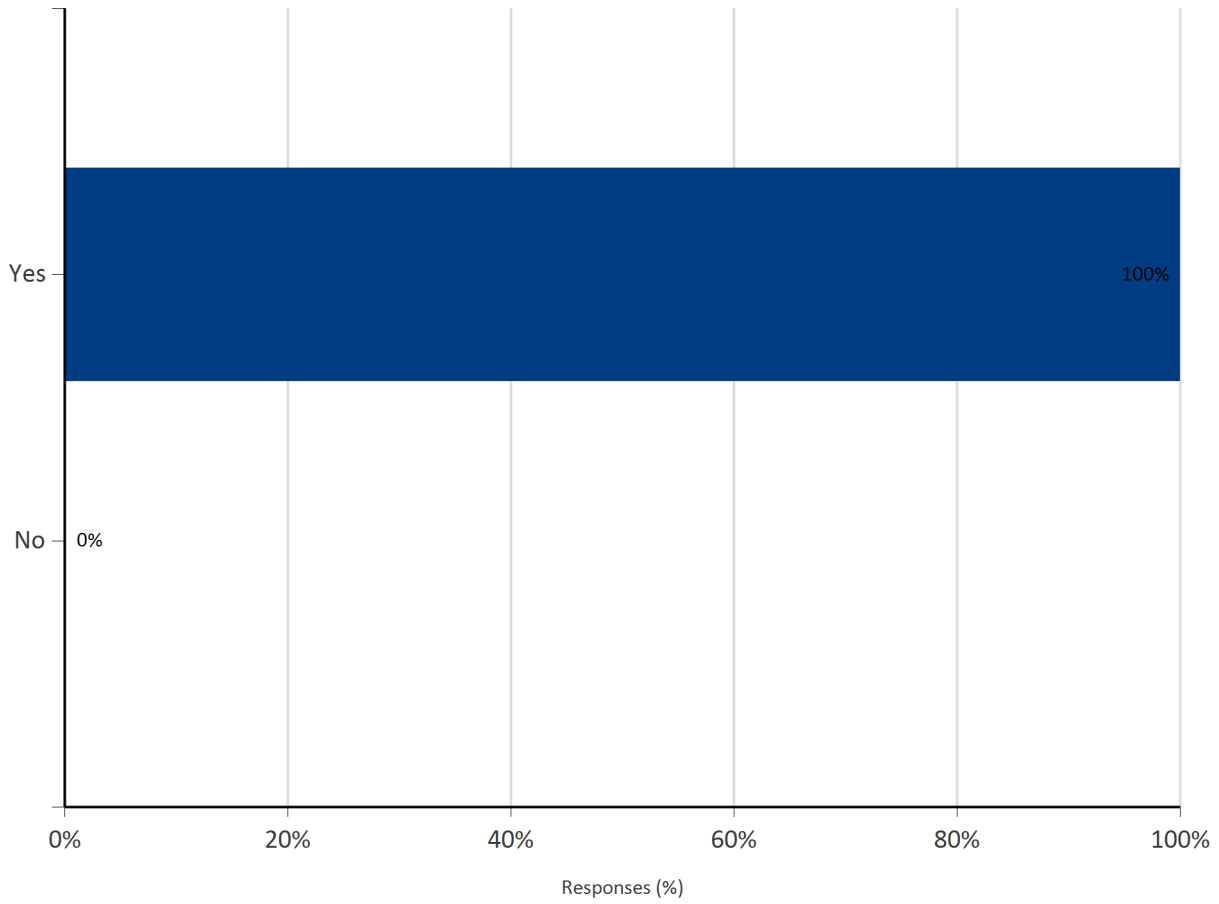
	Always		Sometimes		Never	
	Num	%	Num	%	Num	%
Number	102	80%	25	20%	-	-

9 . How do you access the newsletter?



	Skoolbag App		Email		Website		Paper	
	Num	%	Num	%	Num	%	Num	%
Number	70	37%	103	55%	4	2%	10	5%

10 . Do you feel the newsletter has relevant content?

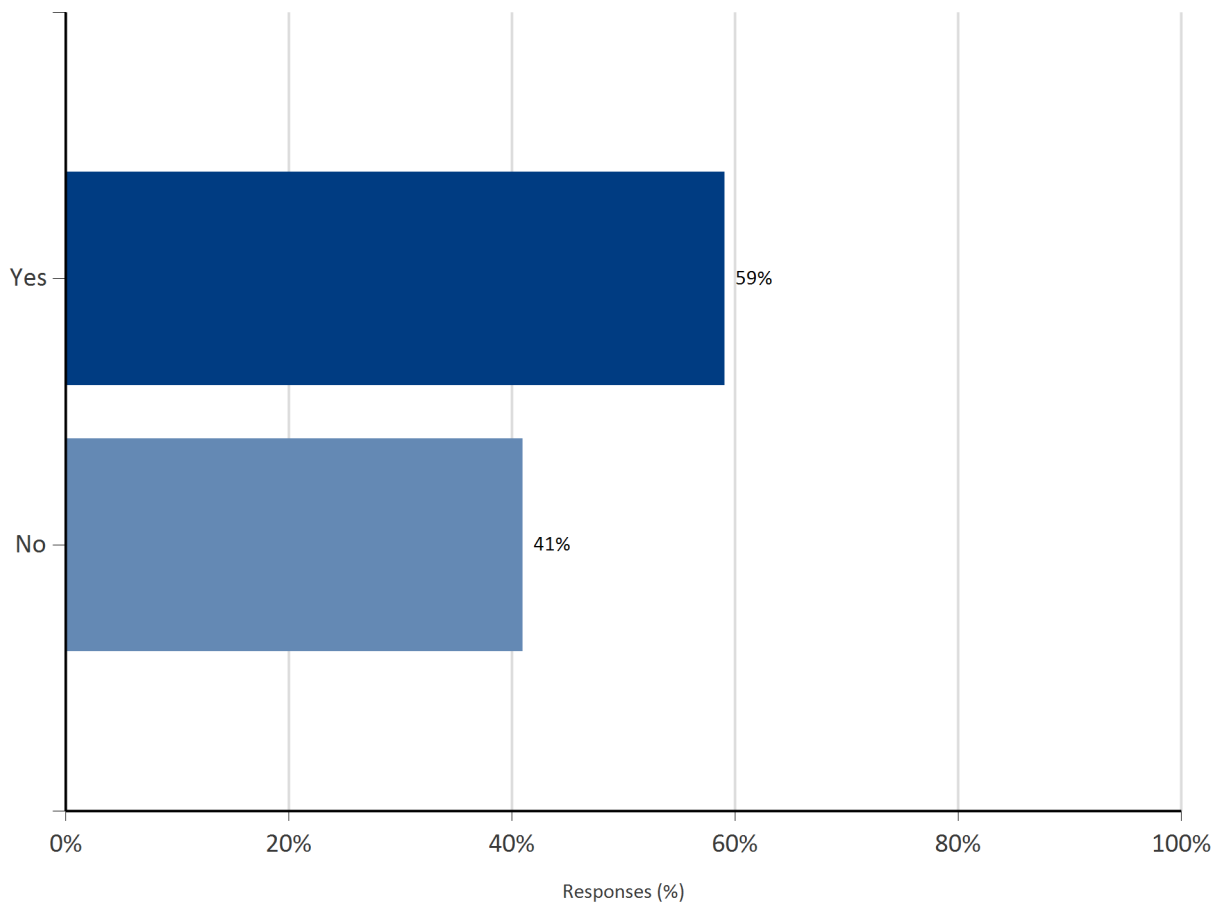


	Yes		No	
	Num	%	Num	%
Number	127	100%	-	-

11 . How could we improve the newsletter?

Comments do not display in this report type. Use a detailed report to view respondent open text responses.

12 . As an Independent Public School Bannister Creek is governed by a School Board. Do you feel you are informed enough in relation to the function of our School Board?



	Yes		No	
	Num	%	Num	%
Number	75	59%	52	41%

13 . Comments

Comments do not display in this report type. Use a detailed report to view respondent open text responses.